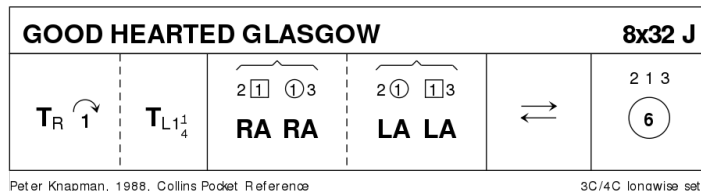


Old Rayne 13 September

1 GOOD HEARTED GLASGOW J32 · 3/4L

Peter Knapman: Collins Pocket Reference: Scottish Country Dancing · Crib: MiniCribbs · Diagram: Keith Rose's Diagrams

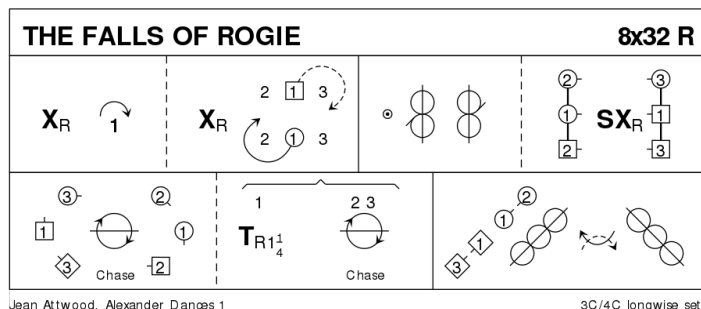
- 1-8 1s turn RH & cast to 2nd place, turn partner LH 1.1/4 times
- 9-16 1s dance RH across (Lady with 2s at top & Man with 3s); 1s pass RSh & dance LH across with other couple
- 17-24 1s lead down the middle & back to 2nd place own side
- 25-32 2s+1s+3s circle 6H round & back



2 THE FALLS OF ROGIE R32 · 3/4L

Jean Attwood: Alexander Dances Book 1 · Crib: MiniCribbs · Diagram: Keith Rose's Diagrams

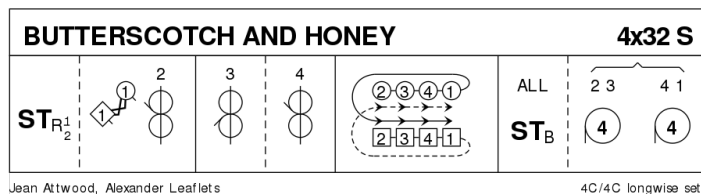
- 1-8 1s cross RH & cast 1 place, 1s cross RH & cast 1 place (Man up, Lady down)
- 9-16 1s dance 1/2 reels of 3 across (1M with 2s & 1L with 3s), set in lines across & change places RH with opposite person
- 17-24 2s+1s+3s chase clockwise 1/2 way, 1s dance in & turn 1.1/4 RH to face 1st corner positions as 2s & 3s continue to chase on to places (as bar 16)
- 25-32 1s dance 1/2 reel of 4 with 1st corners, passing RSh dance 1/2 reel with 2nd corners & cross passing RSh to 2nd place own sides



3 BUTTERSCOTCH AND HONEY S32 · 4/4L

Jean Attwood: Alexander Leaflets · Crib: MiniCribbs · Diagram: Keith Rose's Diagrams

- 1-8 1s set & 1/2 turn RH into prom hold, 1s dance 1/2 RSh reel of 3 with 2s (2s end on opposite sides)
- 9-16 1s dance 1/2 LSh Reel of 3 with 3s & 1/2 RSh reel of 3 with 4s
- 17-24 1s followed by 4s+3s+2s cast up on opposite sides to top, cross over to own sides each Lady passing in front of partner & down own side
- 25-32 All set to partners & turn 2H into 4H round (2s with 3s & 4s with 1s)

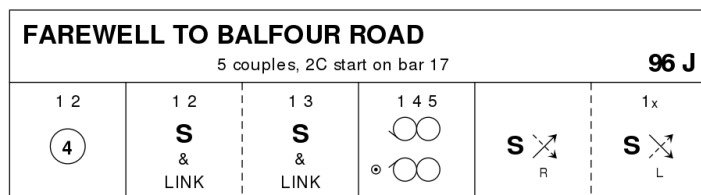


4 FAREWELL TO BALFOUR ROAD J32 · 5/5L

Andrew Buxton: RSCDS LII 7 · Crib: MiniCribbs · Diagram: Keith Rose's Diagrams

- 1-8** 1s+2s circle 4H round & back
9-16 1s+2s Set+Link; 1s+3s Set+Link
17-24 2s *start while* 1s+4s+5s dance mirror reels of 3 on sides (1s in/down to start)
25-32 1s set, cross down RH to 4th place (4s step up); 1s set, cross down LH to 5th place (5s step up) 2 3 4 5 1

New top couple start every 16 bars. Repeat until 1s back in 1st place, they stand for 16 bars while 5s continue bars 17-32 ending back in 5th place



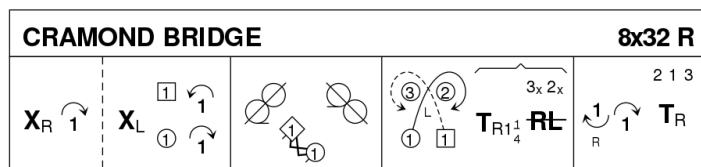
Andrew Buxton, 2015, RSCDS Book 52.7

5C/5C longwise set.

5 CRAMOND BRIDGE R32 · 3/4L

Valerie Farr: The London Jubilee Book (1979) · Crib: MiniCribbs · Diagram: Keith Rose's Diagrams

- 1-8** 1s cross RH & cast 1 place, cross LH & cast (Lady up, Man down), to meet in middle in prom hold facing 2nd Man
9-16 1s dance 1/2 diagonal reel with 1st corners & 1/2 reel with 2nd corners, end in middle facing Ladies' side
17-24 1s lead out, cross & cast (Lady up, Man down) to meet in middle, 1s turn RH as 2s+3s dance 1/2 R&L round them
25-32 1s lead up & cast to 2nd place & 2s+1s+3s turn partners RH



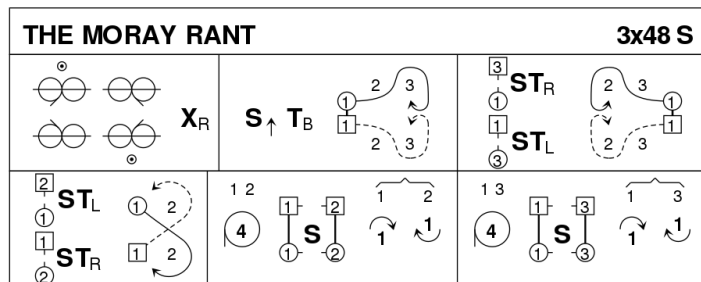
Valerie Farr, 1979, London Jubilee Book

3C/4C longwise set.

6 THE MORAY RANT S48 · 3/3L

John Drewry: Silver City Book of SCD · Crib: MiniCribbs · Diagram: Keith Rose's Diagrams

- 1-8** 1s dance Inveran Reels with 2s+3s & 1s cross RH to opposite sides
9-16 1s set advancing & turn 2H, dance down & out between 2s & 3s then cast down behind 3s to turn in to face 3s
17-24 1s set & turn 3s (1s dancing out between 2s & 3s), dance up between 3s & out between 2s+3s then cast up behind 2s to turn in to face 2s
25-32 1s set & turn 2s (1s dancing out between 2s & 3s) into 1st place opp sides, 1s dance 1/2 Fig of 8 round 2s back to 1st place own sides
33-40 1s+2s circle 4H once round to Left, 1s facing 2s set & 1s cast to 2nd place as 2s lead up to 1st place
41-48 1s+3s circle 4H once round to Left, 1s facing 3s set & 1s cast to 3rd place as 3s lead up to 2nd place



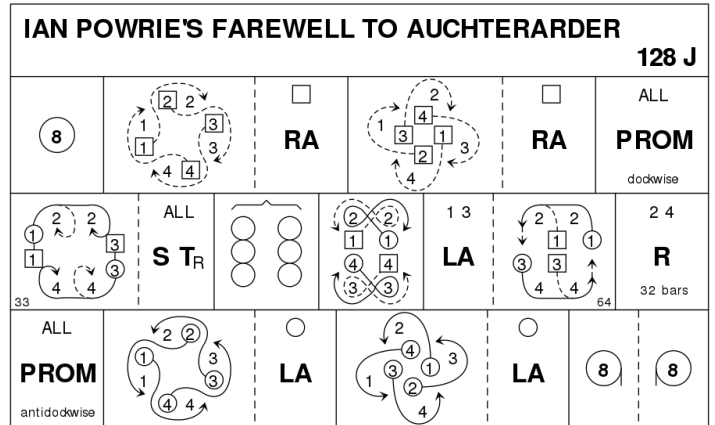
John Drewry, 1968, Silver City

3C/3C longwise set.

7 IAN POWRIE'S FAREWELL TO AUCHTERARDER J128 · 4S

Bill Hamilton: 90 - Twelve anniversary dances celebrating ninety years of RSCDS Edinburgh Branch 13 · Crib: MiniCribs · Diagram: Keith Rose's Diagrams

- 1-8** All circle 8H round to the left & back (popular variation - 8 hands all the way round to left)
- 9-24** Ladies dance in front of ptnr & behind next Man, into RH across, in front of Man opp own ptnr & behind next Man, into RH across & back to place
- 25-32** All Promenade clockwise
- 33-40** 1s & 3s dance cl'wise behind next couple & Men dance past cpl as Ladies dance in between cpl & both turn R to face cpl, all set & turn RH
- 41-48** All dance parallel reels of 4
- 49-56** 1s & 3s dance a full Fig of 8 round the standing 2s/4s
- 57-64** 1s & 3s dance LH across, 1s & 3s dance back to places (Men round & Ladies through the standing 2s & 4s)
- 65-96** 2s & 4s repeat 33-64
- 97-104** All Promenade anticlockwise
- 105-120** Men dance in front of ptnr & behind next Lady, into LH across, dance in front of Lady opp own partner & behind next L into LH across & back to pl
- 121-128** All circle 8H round to the right & back (popular variation - 8 hands all the way round to right)



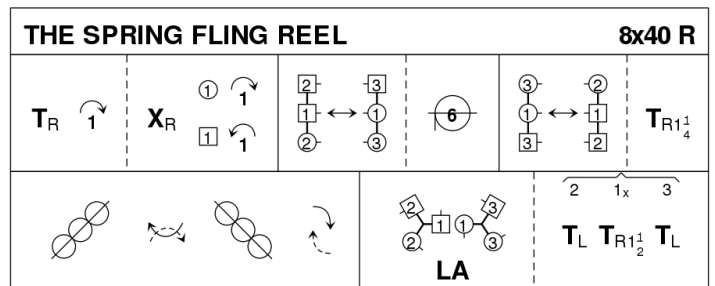
Bill Hamilton, Ian Powrie's Farewell to Auchterarder, Edinburgh 90th

4C/4C square set.

8 THE SPRING FLING REEL R40 · 3/4L

Samantha Burton: RSCDS 50 1 · Crib: MiniCribs · Diagram: Keith Rose's Diagrams

- 1-8** 1s turn RH, cast (2s step up bars 3-4), cross RH, cast to Right to 1L between 2s facing down, 1M between 3s facing up
- 9-16** 1L+2s & 1M+3s Adv+Ret, circle 6H 1/2 round to Left
- 17-24** 1M+3s & 1L+2s Adv+Ret, 1s turn RH 1.1/4 times to face 1st corners
- 25-32** 1s dance 1/2 diag reel of 4 with 1st corners, pass RSh, 1/2 diag reel of 4 with 2nd corners. 1s end in middle 1M below 1L facing own sides
- 33-40** 1L+2s & 1M+3s dance LH across. 1s end 2nd place opposite sides. 2s+3s turn LH while 1s turn RH 1.1/2 times to own side. 2 1 3



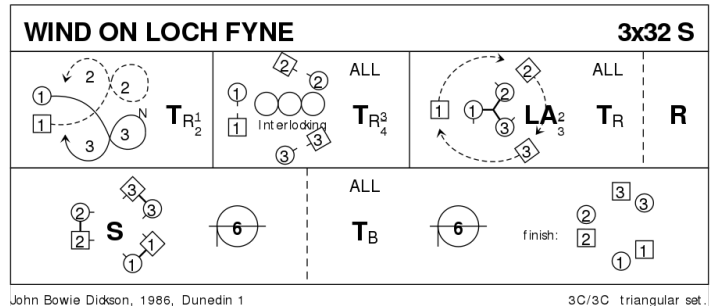
Samantha Burton, 2014, RSCDS Book 50.1

3C/4C longwise set.

9 THE WIND ON LOCH FYNE S32 · 3T

John Bowie Dickson: Dunedin Dances Book 1 · Crib: MiniCrib · Diagram: Keith Rose's Diagrams

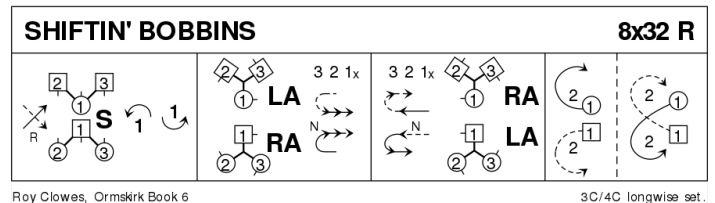
- 1-8** 1s cross over (Man between 3s, Lady between 2s) & dance Fig of 8 & end turning RH 1/2 way to face partner in original places
- 9-16** All dance interlocking RSh reels of 4 & end by turning RH to bring Men into centre
- 17-24** Men dance LH across in centre 2 places **while** Ladies dance clockwise 1 place, turn partner RH & repeat ending in triangular set order 2 3 1
- 25-32** All set & circle 6H round for 2 steps, turn partner 2H & continue to circle 6H round to pstns. 2 3 1



10 SHIFTIN' BOBBINS R32 · 3/4L

Roy Clowes: Ormskirk Scottish Dances - Memorial Edition · Crib: MiniCrib · Diagram: Keith Rose's Diagrams

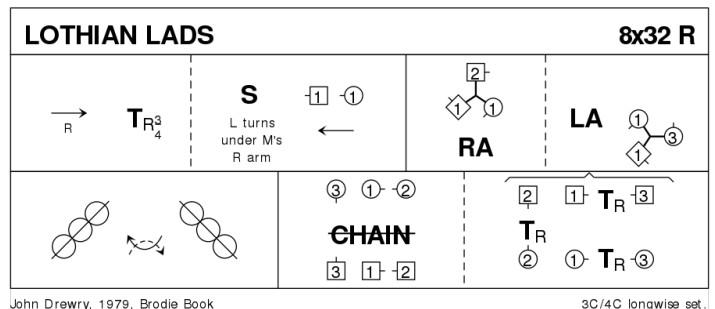
- 1-8** 1s cross RH to double triangle position with 2s+3s & set, 1s cast up to top & dance down until they are between 2s & 3s
- 9-16** 1L dances RH across with 2M+3M **while** 1M dances LH across with 2L+3L, 1s followed by 2s+3s dance down centre
- 17-24** 3s followed by 2s+1s dance up & 3s+2s cast down to places, 1L dances LH across with 2M+3M **while** 1M dances RH across with 2L+3L
- 25-32** 1s dance up to top & cast down to 2nd place opposite side, 1s dance 1/2 Fig of 8 around 2s to end in 2nd place on own sides



11 LOTHIAN LADS R32 · 3/4L

John Drewry: The Brodie Book · Crib: MiniCrib · Diagram: Keith Rose's Diagrams

- 1-8** 1s lead down & 3/4 turn RH to 1L facing down, 1M up, set, retain hold of RH & 1L turns under ptns right arm, 1L followed by 1M dance up
- 9-16** 1s dance RH across with 2L, 1s dance LH across with 3M to end facing 1st corners
- 17-24** 1s dance 1/2 reel of 4 with 1st corners, pass RSh to face 2nd corners. 1s dance 1/2 reel with 2nd corners, end in 2nd place opp side facing down
- 25-32** 3s+1s+2s dance 1/2 Grand Chain turning 3rd person RH to end 2 1 3

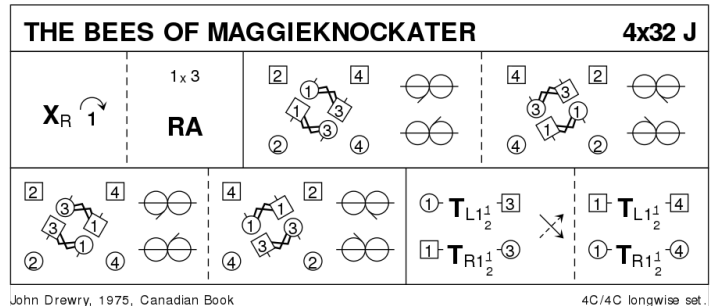


12 THE BEES OF MAGGIEKNOCKATER

J32 · 4/4L

John Drewry: *The Canadian Book of Scottish Country Dances* · Crib: *MiniCrib*s · Diagram: *Keith Rose's Diagrams*

- 1-8** 1s cross RH & cast 1 place, dance RH across with 3s & end 1M+3L also 1L+3M in prom hold facing out to pass corner person RSh
- 9-24** All dance 4x1/2 Reels of 3 on sides (to right to start, then left, right & left) with 1s+3s changing partners in centre at end of each 1/2 Reel to progress Men clockwise & Ladies anticlockwise. End in centre 1s facing down & 3s facing up
- 25-32** 1s dance between 3s turning 3s with nearer hand 1.1/2 times, crossing over to own sides & turn 4th person 1.1/2 times (Men RH & Ladies LH)

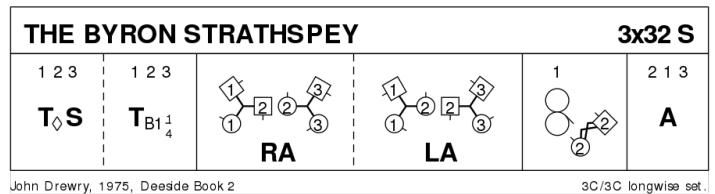


13 THE BYRON STRATHSPEY

S32 · 3/3L

John Drewry: *Deeside Book Part 2* · Crib: *MiniCrib*s · Diagram: *Keith Rose's Diagrams*

- 1-8** All petronella turn into the centre & set to partner, turn 2H 1.1/4 times back to places
- 9-16** 1s+2L & 3s+2M dance RH across, 2s pass RSh & dance LH across with other couple
- 17-24** 2s in prom hold dance reel of 3 with 1s passing 1L RSh. End with 2s in centre at top, 1s casting to follow 2s & 3s stepping in ready for ...
- 25-32** 2s+1s+3s dance Allemande. 3 1 2

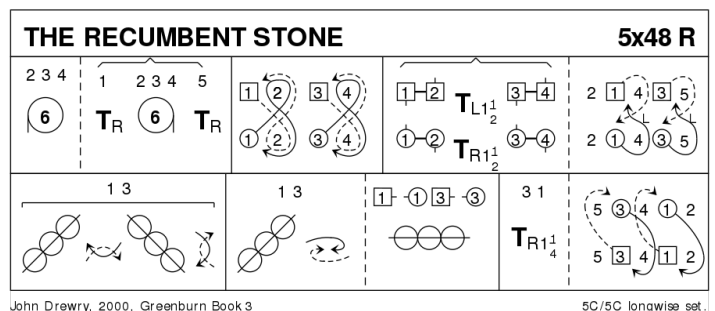


14 THE RECUMBENT STONE

R48 · 5/5L

John Drewry: *The Greenburn Book 3* · Crib: *MiniCrib*s · Diagram: *Keith Rose's Diagrams*

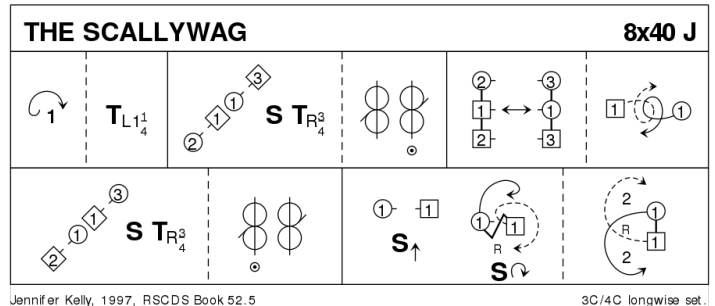
- 1-8** 2s+3s+4s circle 6H round & back **while** 1s & 5s wait for 4 bars then turn RH for 4 bars
- 9-16** 1s & 3s dance Fig of 8 round couples below them
- 17-24** 1s & 3s dancing between couple below turn them with nearer hand 1.1/2 times, cast down behind next couple & lead up LH to face 1st corners
- 25-32** 1s & 3s dance 1/2 diag reel of 4 with 1st corners, pass RSh & dance 1/2 diagonal reel of 4 with 2nd corners, 1s pass RSh to face 3rd corners
- 33-40** 1s & 3s dance 1/2 diag reel with 3rd crnrs & pass RSh to face partner in centre (Ladies face down & Men up) & dance 1/2 reel of 4 in up/down
- 41-48** 3s & 1s turn RH 1.1/4 times to 2nd/4th places (opp side). 3s+1s dance 1/2 Figs 8 across (Ladies dance up, Men down, 3M+1L pass RSh) End 5 3 4 1 2



15 THE SCALLYWAG J40 · 3/4L

Jennifer Kelly: RSCDS LII 5 · Crib: MiniCribs · Diagram: Keith Rose's Diagrams

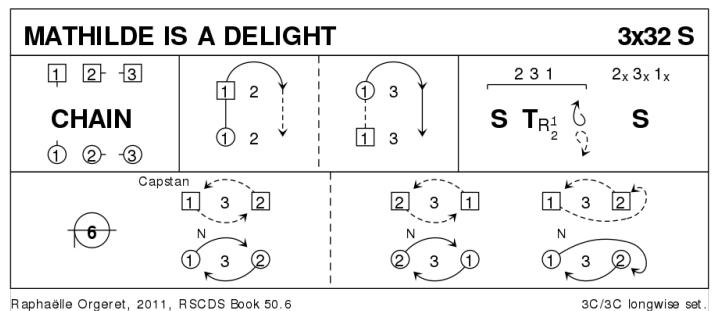
- 1-8** 1s dance in & cast (2s step up); 1s turn 1.1/4 LH to face 1st corners
- 9-16** 1s set to corners, turn corner RH to end 1L between 2s facing 2L & 1M between 3s facing 3M. 1/2 LSh reels of 3 across ending in lines of 3 across facing down/up
- 17-24** All Adv+Ret; 1s dance RSh round each other to face 3rd corner pstns
- 25-32** Repeat 9-16 ending with 2s+3s facing in & 1s facing each other up/down
- 33-40** 1s set advancing joining RH, set with Lady turning under Man's arm. 1s face up RH joined, lead up, cross & cast. 2 1 3



16 MATHILDE IS A DELIGHT S32 · 3/3L

Raphaëlle Orgeret: RSCDS 50 6 · Crib: MiniCribs · Diagram: Keith Rose's Diagrams

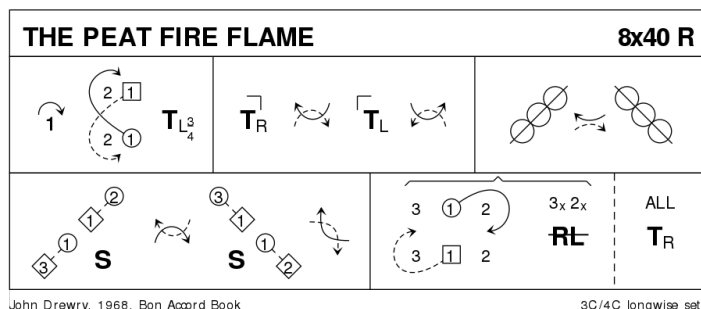
- 1-8** 1s+2s+3s dance Grand Chain
- 9-16** 1L followed by 1M casts to 2nd place opp sides (2s step up). 1M followed by 1L casts to 3rd place own side (3s step up)
- 17-24** 2s+3s+1s set, turn partners 1/2 RH, pull back RSh & dance out to opp sides. All set
- 25-26** 2s+3s+1s circle 6H 1/2 round to Left . 1 3 2
- 27-32** 1s+2s dance 'The Capstan'
- 27-28** 1s NHJ dance down 2 places **while** 2s cast up to 1st place
- 29-30** 2s NHJ dance down 2 places **while** 1s cast up to 1st place
- 31-32** 1s NHJ dance down 2 places curving into 3rd place **while** 2s cast up to first place



17 THE PEAT FIRE FLAME R40 · 3/4L

John Drewry: *Bon Accord Book of Scottish Country Dances* · Crib: *MiniCribs* · Diagram: *Keith Rose's Diagrams*

- 1-8** 1s cast 1 place & dance 1/2 Fig of 8 round 2s & turn 3/4 LH to face 1st corners
- 9-16** 1s turn 1st corner RH, pass partner RSh & turn 2nd corner LH pass partner LSh to face 1st corners
- 17-24** 1s dance 1/2 diagonal reel of 4 with 1st corners & 1/2 diagonal reel with 2nd corners to end in centre BtoB facing 3rd corners (1st corner persons)
- 25-32** 1s set to 3rd corners & dance round one another clockwise to 4th corners, set & dance clockwise to face out on opposite sides
- 33-40** 1s dance out & cast round 1st corner into centre **while** 2s & 3s dance 1/2 R&L, 2s+1s+3s turn RH

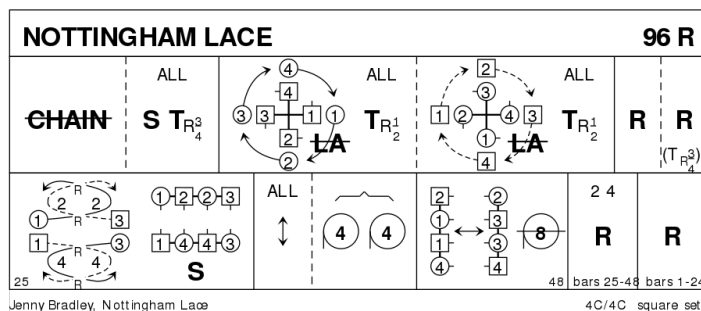


18 NOTTINGHAM LACE R96 · 4S

Jenny Bradley: *Nottingham Lace* · Crib: *MiniCribs* · Diagram: *Keith Rose's Diagrams*

PART 1

- 1-8** All dance 1/2 Grand Chain & set to partners, 3/4 turn RH to end with Ladies in centre for LH across
- 9-12** Ladies dance LH across 1/2 way **while** Men dance 1/4 way round clockwise, Ladies 1/2 turn nearest Man RH
- 13-16** Men dance LH across 1/2 way **while** Ladies dance 1/4 way round clockwise & all 1/2 turn partners RH
- 17-24** All repeat bars 9-16 to original places



PART 2

- 25-32** 1L & 3M change places RH, cast behind 4s & change places RH to join end of line **while** 1M & 3L dance similarly behind 2s, all set
- 33-40** All Adv+Ret, 1s+2L+4M also 3s+2M+4L circle 4H round to left to end in line across (1s & 3s in centre of line)
- 41-48** All Adv+Ret, circle 8H round 1/2 way to end in Sq.Set opposite to original places

PART 3

- 49-72** Repeat PART 2 with 2s & 4s as dancing couples, all ending in original places

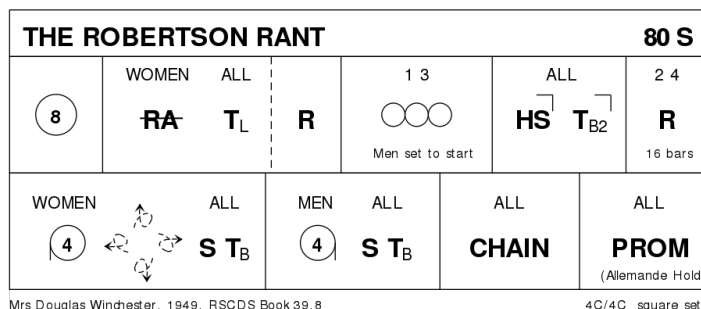
PART 4

- 73-96** Repeat PART 1

19 THE ROBERTSON RANT S80 · 4S

Mrs Douglas Winchester: RSCDS XXXIX 8 · Crib: MiniCribbs · Diagram: Keith Rose's Diagrams

- 1-8** All circle 8H round & back
9-16 All Ladies dance RH across 1/2 way & turn opposite Man LH, all Ladies dance 1/2 RH across & turn partner LH
17-24 1s+3s dance reel of 4 (Ladies start by passing LSh as Men set)
25-32 All set (HS) to corners, turn 2H twice
33-40 2s+4s dance reel of 4 with Ladies starting by passing LSh
41-48 All set (HS) to corners, turn 2H twice
49-56 All Ladies circle left to face partners (Ladies BtoB), set to & turn partners 2H
57-64 All Men circle right to face partners (Men BtoB), set to & turn partners 2H
65-72 All dance Grand Chain
73-80 All take allemande hold & dance anticlockwise once round set, bringing Ladies into centre for bow/curtsey



20 WE'VE NAE ELECTRIC R32 · 5/5L

Gary Coull: Jubilee Book 1929-2004 [Banffshire] · Crib: MiniCribbs · Diagram: Keith Rose's Diagrams

- 1-8** 1s+3s cross down RH into double triangle position & set, dance round 1st corner into a line up/down middle facing partner
9-16 1s+3s dance RSh reel of 4 in centre **while** 2s+4s+5s dance LSh reels of 3 on sides (4M in & up, 4L in & down to start)
17-24 1s & 3s 1/2 turn partner RH, dance RSh round 2nd corner & turn partner RH 1.1/2 times to 2nd/4th place own sides
25-32 1s+4s also 3s+5s Set+Link & all turn RH to end 2 4 1 5 3

