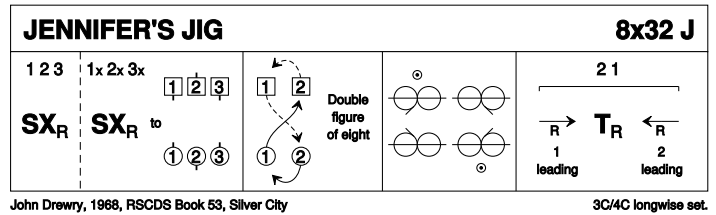


Laurencekirk Dance 16th November 2024

1 JENNIFER'S JIG J32 · 3/4L

John Drewry: RSCDS LIII 16 · Crib: MiniCrib · Diagram: Keith Rose's Diagrams

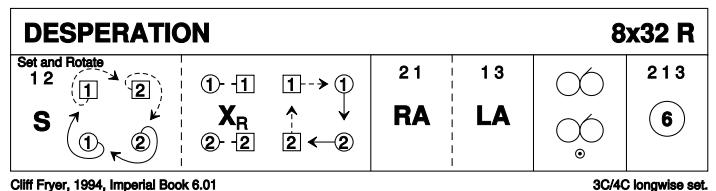
- 1-8 1s+2s+3s set cross RH, set & cross back RH
- 9-16 1s+2s dance double Fig of 8 (1s cross down to start)
- 17-24 1s dance Inveran reels with 2s+3s
- 25-32 1s followed by 2s lead down 3 steps, turn RH (3 bars) & 2s lead up followed by 1s to new places



2 DESPERATION R32 · 3/4L

Cliff Fryer: Imperial Book of Scottish Country Dances - Volumes 4, 5 and More · Crib: MiniCrib · Diagram: Keith Rose's Diagrams

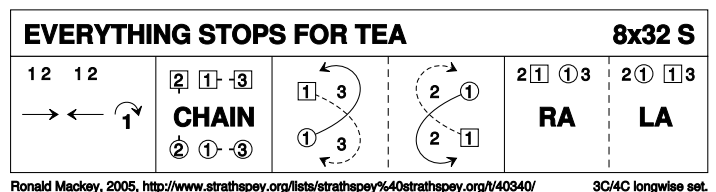
- 1-8 1s+2s Set & Rotate:
Set, rotate singly & dance on 1 place clockwise, change places RH on sides & dance on 1 place to own sides (1s in 2nd pl)
- 9-16 1s+2s dance RH across, 1s+3s dance LH across
- 17-24 1s dance Reels of 3 on sides, 2s+1s pass RSh to start
- 25-32 2s+1s+3s dance 6H round & back 2 1 3



3 EVERYTHING STOPS FOR TEA S32 · 3/4L

Ronald Mackey · Crib: MiniCrib · Diagram: Keith Rose's Diagrams

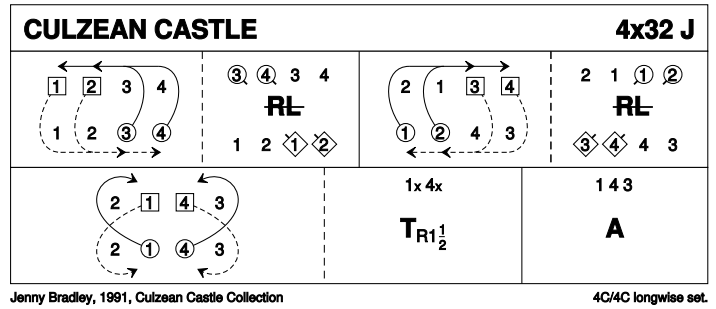
- 1-8 2s followed by 1s lead down, 1s followed by 2s lead up to top & 1s cast to 2nd place
- 9-16 2s+1s+3s dance Grand Chain
- 17-24 1s dance 1/2 Fig of 8 round 3s (giving RH) & 1/2 Fig of 8 round 2s (giving RH)
- 25-32 1s dance RH across (Lady with 2s & Man with 3s) & dance LH across with other couple



4 CULZEAN CASTLE J32 · 4/4L

Jenny Bradley: Culzean Castle Collection · Crib: MiniCribs · Diagram: Keith Rose's Diagrams

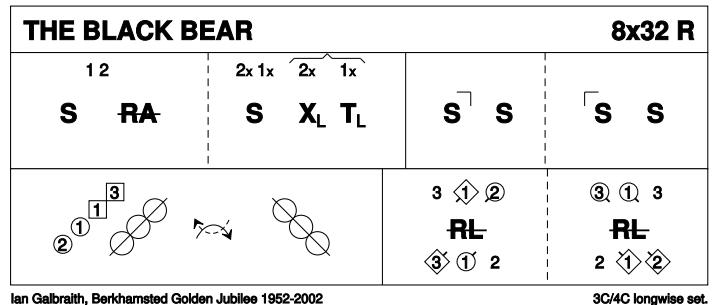
- 1-4 1L+2L also 3M+4M cross passing partner LSh & cast 2 places
 5-8 3M+4M dance 1/2 diag R&L with 1L+2L
 9-12 1M+2M also 3L+4L cross passing opposite dancer RSh & cast 2 places
 13-16 3L+4L dance 1/2 diag R&L with 1M+2M. 2 1 4 3
 17-24 1s & 4s (middle couples) dance 1/2 Figs of 8 round end couples & turn partners 1.1/2 RH. 3s dance in bar 24 ready for ...
 25-32 1s+4s+3s (bottom 3 couples) dance Allemande. 2 3 4 1



5 THE BLACK BEAR R32 · 3/4L

Ian Galbraith: Berkhamsted Strathspey and Reel Club Golden Jubilee 1952-2002 · Crib: MiniCribs · Diagram: Keith Rose's Diagrams

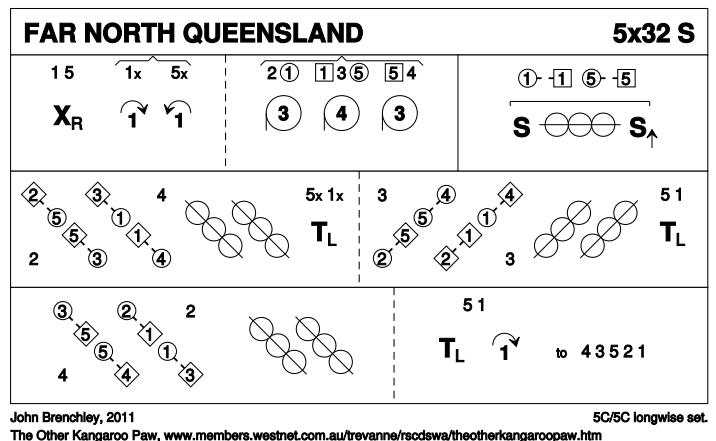
- 1-8 1s+2s set & dance RH across 1/2 way, set again then 2s turn LH to sides **while** 1s turn LH to face 1st corners
 9-16 1s dance 'Hello-Goodbye' setting finishing with Petronella turn to end facing 3rd corner
 17-24 1s dance 1/2 Diag reel with 3rd cnrs, pass RSh to dance 1/2 Diag reel with 4th corners ending 2nd place own sides
 25-32 1s dance Diag R&L (Man down, Lady up). 2 1 3



6 FAR NORTH QUEENSLAND S32 · 5/5L

John Brenchley: The Other Kangaroo Paw · Crib: MiniCribs · Diagram: Keith Rose's Diagrams

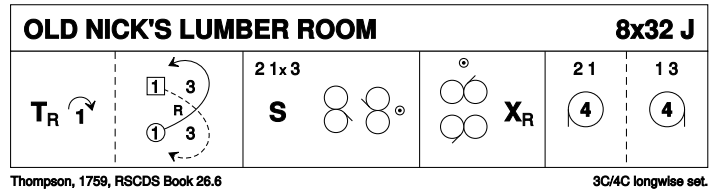
- 1-4 1s+ 5s cross RH & cast down/up 1 place (2s+4s step up/down)
 5-8 1M+2s also 1L+3s+5M also 5L+4s dance circles round to Left. 1s+5s end in middle facing partners (Men facing down, Ladies facing up)
 9-16 1s+5s set, dance 1/2 reel of 4; set advancing to partners & pass LSh to face 2nd corner positions
 17-24 1s+5s dance 1/2 diag. reel of 4 with 2nd corners, turn LH to face 1st corner positions, dance 1/2 diag. reel of 4 with 1st corners, turn LH to face 4th corner positions (partner's 2nd corner position)
 25-32 1s+5s dance 1/2 diag. reel of 4 with 4th corners, turn LH to face out on own sides, cast 1 place (3s+2s step up 31-32) 4 3 5 2 1



7 OLD NICK'S LUMBER ROOM J32 · 3/4L

RSCDS XXVI 6 · Crib: MiniCribbs · Diagram: Keith Rose's Diagrams

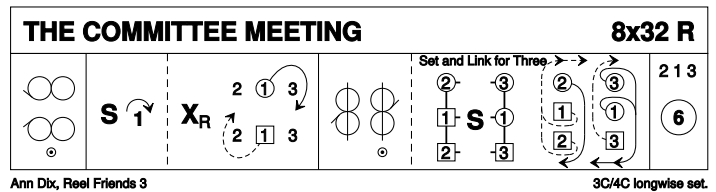
- 1-8** 1s turn RH & cast 1 place, lead down between the 3s, cross & cast up to 2nd place on opposite sides
- 9-16** 2s+1s+3s set & dance reels of 3 across, 1L with 2s, 1M with 3s
- 17-24** 2s+1s+3s dance reels of 3 on sides, 1s cross RH & holding nearer hands face up
- 25-32** 2s+1s circle 4H round to left, 1s turn about & 1s+3s circle 4H round to right



8 THE COMMITTEE MEETING R32 · 3/4L

Ann Dix: Reel Friends Book 3 · Crib: MiniCribbs · Diagram: Keith Rose's Diagrams

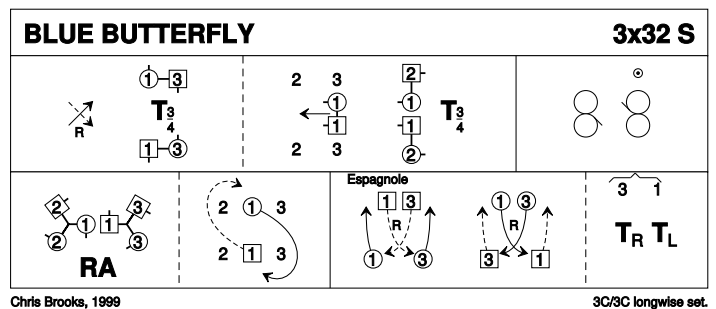
- 1-8** 1s dance reflection reels of 3 on own sides (1s in & down)
- 9-16** 1s set & cast, cross RH & cast round 1st corners
- 17-24** 1s dance 1/2 reels of 3 across (1L with 2s, 1M with 3s) end between 2s/3s facing down/up in lines of 3 across, all Set+Link for 3
- 25-32** 2s+1s+3s circle 6H round back



9 BLUE BUTTERFLY S32 · 3/3L

Chris Brooks · Crib: MiniCribbs · Diagram: Keith Rose's Diagrams

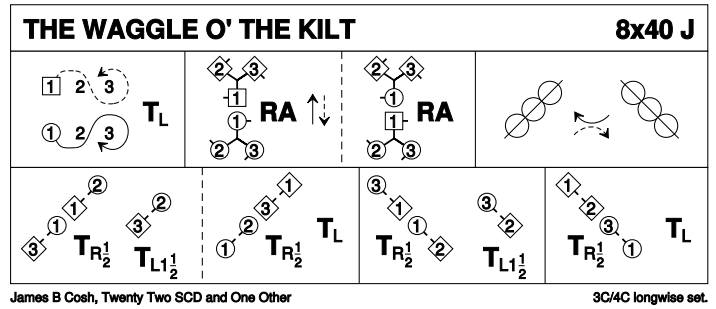
- 1-4** 1s cross down RH to 2nd place opp sides facing out (2s step up) & change place with 3s (RH Ladies' side, LH Men's side)
- 5-8** 1s dance up NHJ & turn 2s (RH Ladies' side, LH Men's side) to end 2nd place opp side (3s step down 7-8)
- 9-16** 1s dance RSh reels of 3 across (1L with 2s, 1M with 3s)
- 17-24** 1s dance RH across (1L with 3s, 1M with 2s), 1s dance 1/2 Figs of 8 to end 2nd place own sides (1L round 2s, 1M round 3s) 2 1 3
- 25-32** 1s+3s dance Espagnole:
25-26 1s+3s cross (Ladies lead across RH passing between Men) with Ladies changing places RH
27-28 1s+3s cross back (Men lead across RH between Ladies) with Men changing places RH
29-32 3s turn RH as 1s turn LH to 3rd places. End 2 3 1



10 THE WAGGLE O' THE KILT J40 · 3/4L

James B Cosh: Twenty Two SCD · Crib: MiniCribs · Diagram: Keith Rose's Diagrams

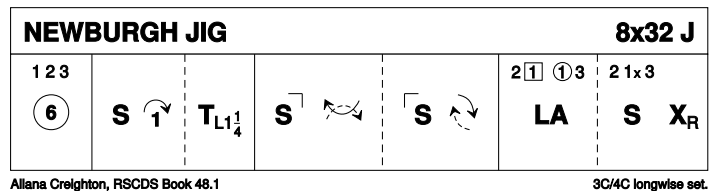
- 1-8** 1s cast 1 place & lead down between 3s, cast up to 2nd place & turn LH to end BtoB facing own sides
- 9-16** 1s dance RH across (1M with 2M+3M & 1L with 2L+3L), 1s passing RSh dance RH across with other side (1s end facing 1st corners)
- 17-24** 1s dance 1/2 diagonal reel of 4 with 1st corners & pass LSh, 1/2 reel of 4 with 2nd corners & end facing 3rd corner (pstn)
- 25-32** 1s+3rd corners 1/2 turn RH & corners turn LH 1.1/2 times in centre to face opp corner, 1s+corners 1/2 turn RH & 1s turn LH to face 4th corners
- 33-40** 1s+4th corners 1/2 turn RH & corners turn LH 1.1/2 times in centre to face opp corner, 1s+corners 1/2 turn RH & 1s turn LH to 2nd place. 2 1 3



11 NEWBURGH JIG J32 · 3/4L

Allana Creighton: RSCDS XLVIII 1 · Crib: MiniCribs · Diagram: Keith Rose's Diagrams

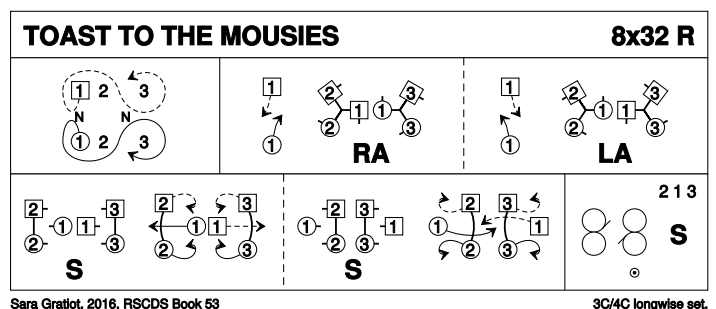
- 1-8** 1s+2s+3s dance 6H round and back
- 9-16** 1s set, cast off (2s step up), turn LH to face 1st corners
- 17-24** 1s+ 1st corners set, 1s dance round each other by right to face 2nd corners. 1s + 2nd corners repeat, 1s finish in middle facing own sides, 1M below 1L
- 25-32** 1L+2s also 1M+3s dance LH across. 1s finish in 2nd place opposite sides. 2s+1s+3s set, 1s cross RH to 2nd place own sides



12 TOAST TO THE MOUSIES R32 · 3/4L

Sara Gratiot: RSCDS LIII 13 · Crib: MiniCribs · Diagram: Keith Rose's Diagrams

- 1-8** 1s dance in & cast 1 place (2s step up), dance down between 3s & cast up to 2nd place
- 9-16** 2s+1L also 1M+3s dance RH across & 1s pass RSh to dance LH across with other couple, 1s end back to back in the middle (1M facing up, 1L down) facing 2s/3s (2s facing down, 3s up NHJ)
- 17-20** All set, 2s & 3s make arches, dance down/up to meet as 1s dance under arches. Finish 1M in 1st place, 1L in 3rd place (facing down/up) & 2s & 3s back to back in middle NHJ (2s facing up, 3s down).
- 21-24** All set, 2s & 3s making arches dance to ends & cast into reel **while** 1s dance under arch passing LSh and finish between end couple facing 1st crnr
- 25-32** 2s+1L also 1M+3s dance LSh reels across (2s+3s make loops into the reel) to end 2 1 3. All set



Note: after 2nd time through 1s may repeat bars 1-4 to get to 4th place

13 THE BLUE MESS JACKET S32 · 4/4L

Douglas Henderson: Kinclaven Pocket Book of Six Scottish Country Dances · Crib: MiniCribbs · Diagram: Keith Rose's Diagrams

- 1-8 2s followed by 1s lead down the middle, 1s cross & cast up to top & curve in to end BtoB facing 2s who have danced back to place

- 9-16 'The Spurtle':

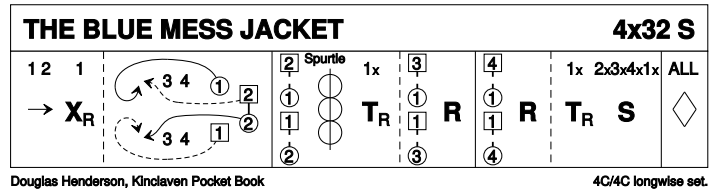
9-12 1s dance 1/2 RSh reel of 4 with 2s & turn RH to face 3s (M facing L)

13-16 Repeat with 3s but end facing 4s

17-20 Repeat with 4s

21-24 1s continue turn to end in 4th place opposite sides & all set (2) (3) (4) (1)

- 25-32 All Petronella to centre & set, Petronella to own sides & set. 2 3 4 1



14 THE CRANBERRY TART J32 · 3/4L

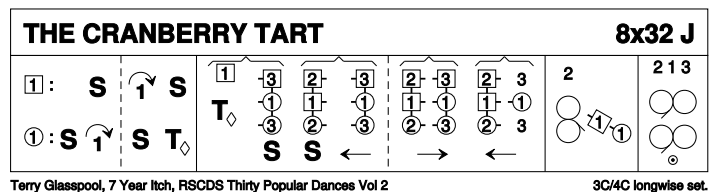
Terry Glasspool: Thirty Popular Dances, Volume Two · Crib: MiniCribbs · Diagram: Keith Rose's Diagrams

- 1-8 1M sets & casts 1 place, sets & petronella turns between 3s facing up **while** 1L stands for 2 bars then sets, casts 1 place & sets

- 9-16 1M sets in line with 3s & all 3 Adv+Ret then 1M advances to partner **while** 1L petronella turns between 2s & sets in line with 2s then all 3 Adv+Ret, 1L pulling back RSh (bar 16) to face 2L

- 17-24 1L followed by partner dances tandem reel of 3 across with 2s (RSh to 2L) to end in 2nd place own sides

- 25-32 1s dance RSh reels of 3 on sides giving RSh to 3s. 2 1 3



15 SEEING STARS R40 · 5/5L

Eilidh Hart: Glasgow Branch 100th Anniversary Dances · Crib: MiniCribbs · Diagram: Keith Rose's Diagrams

- 1-4 1s+3s set advancing into middle & dance 1/2 RH across (3M & 1L finish facing out)

- 5-8 3M, followed by partner, dances down behind 2L, across the set **while** 1L, followed by partner, dances up behind 2M, across the set. 1 2 3 4 5

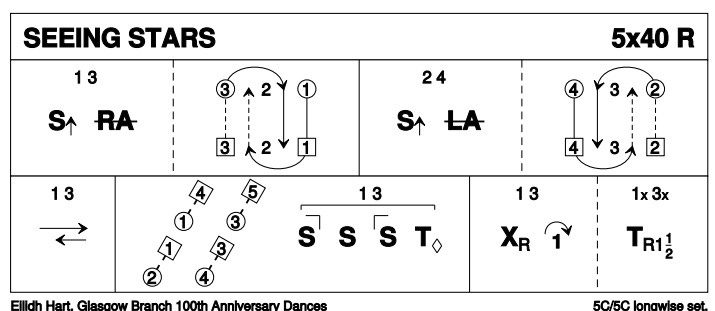
- 9-12 2s+4s set advancing into middle & dance 1/2 LH across (2M & 4L finish facing out)

- 13-16 2M, followed by partner, dances up behind 3L, across the set **while** 4L, followed by partner, dances down behind 3M, across the set 1 2 3 4 5

- 17-24 1s+3s lead down the middle & up to face 1st corners (2s & 4s step up bars 23-24)

- 25-32 1s+3s dance "Hello-Goodbye" setting to finish with Petronella turn, 1s in 2nd place & 3s in 4th place on own sides 2 1 4 3 5

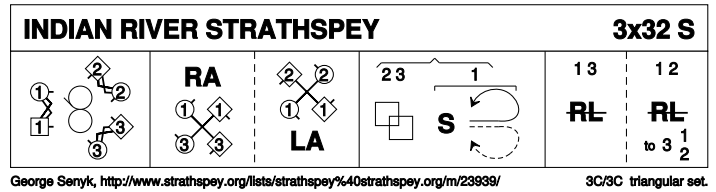
- 33-40 1s & 3s cross RH & cast down 1 place, 1s & 3s turn 1.1/2 RH to own sides 2 4 1 5 3



16 INDIAN RIVER STRATHSPEY S32 · 3T

George Senyk: *Scottish Country Dances in Diagrams. Ed. 9 · Crib: MiniCrib*s · Diagram: Keith Rose's Diagrams

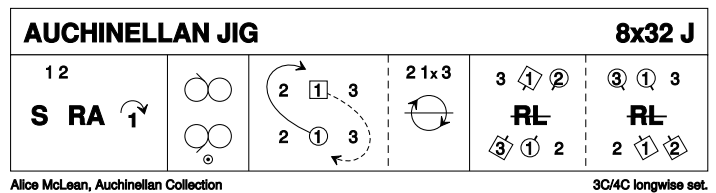
- 1-8** 1s+2s+3s in prom hold dance a reel of 3 across the set, 1s passing 3s RSh to start
- 9-16** 1s (with Lady leading) dance RH across with 3s & dance LH across with 2s
- 17-24** 2s+3s dance Ladies Chain across the set **while** 1s set (2 bars) & then dance between 2s+3s & cast individually back to places
- 25-32** 1s+3s dance 1/2 R&L, 1s+2s dance 1/2 R&L to end 3 1 2



17 AUCHINELLAN JIG J32 · 3/4L

Alice McLean: *The Auchinellan Collection · Crib: MiniCrib*s · Diagram: Keith Rose's Diagrams

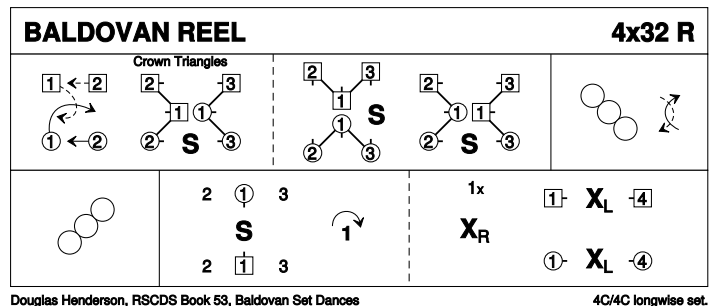
- 1-8** 1s+2s set, dance RH across once round, 1s cast to 2nd place as 2s dance up
- 9-16** 1s dance reflection reel of 3 on own sides (down between 3s to start)
- 17-24** 1s dance 1/2 Figs of 8 (1M up with 2s & 1L down with 3s), 2s+1s+3s chase clockwise 1/2 way
- 25-32** 1s dance diag R&L (1M crossing down & 1L crossing up to start)



18 BALDOVAN REEL R32 · 4/4L

Douglas Henderson: *RSCDS LIII 4 · Crib: MiniCrib*s · Diagram: Keith Rose's Diagrams

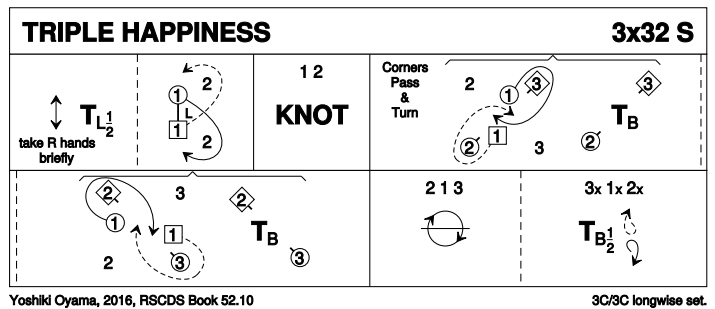
- 1-8** 1s dance RSh round each other (2s dance up to top) & dance 6 bars of Crown Triangles (start with 1M facing 3s & 1L facing 2s). End 1M facing up, 1L facing down
- 9-16** 1s dance diag RSh reel of 4 with 2nd corners, 1s pass RSh
- 17-24** 1s dance diag RSh reel of 4 with 1st corners, 1s pass RSh to end in 2nd place on opp sides
- 25-32** 1s set & cast 1 place, cross over RH & change places LH on side with 4s. 2 3 4 1



19 TRIPLE HAPPINESS S32 · 3/3L

Yoshiki Oyama: RSCDS LII 10 · Crib: MiniCribbs · Diagram: Keith Rose's Diagrams

- 1-8** 1s Adv+Ret (1 step each) taking RH briefly, 1s 1/2 turn LH, cross down between 2s & cast up to place
- 9-16** 1s+2s dance the Knot. 1s end facing 1st corners
- 17-24** 1s dance Corners Pass+Turn with 1st corners, pass RSh, Repeat with 2nd corners & 1s pass RSh into 2nd place own sides (corners turn 2H in centre)
- 25-32** All chase clockwise 1/2 round to opp sides, all 1/2 turn 2H, pull back RSh & dance out to own sides 3 1 2



20 THE DUKE AND DUCHESS OF EDINBURGH R40 · 3/4L

Allie Anderson & Florence D. Lesslie: RSCDS XXXIX 7 · Crib: MiniCribbs · Diagram: Keith Rose's Diagrams

- 1-8** 1s+2s+3s Adv+Ret & turn partners 2H
- 9-16** 1s cast, lead down between 3s, cast up behind 3s, lead up between 2s & cast back to 2nd place
- 17-24** 1s dance RH across (Lady with 2s & Man with 3s), pass RSh & dance LH across with other couple to end facing 1st corners
- 25-32** 1s turn 1st corner, partner, 2nd corner & partner to own sides 2nd place
- 33-40** 2s+1s+3s circle 6H round & back

